



Tessellating Triangles the Lunatic Way

Treading Blocks

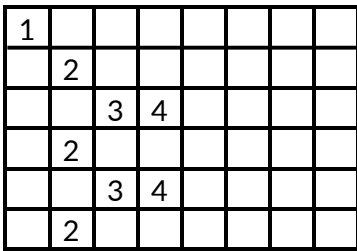
Tie up your 8 treadles as shown in the topmost boxes labeled Skeleton Tie Up. Both the right and left side Skeleton Tie Up boxes are the same. Please read the treading blocks (A-F) as a lift plan. For each row of the Block, push down the corresponding treadles. Use both feet if needed when using two treadles..



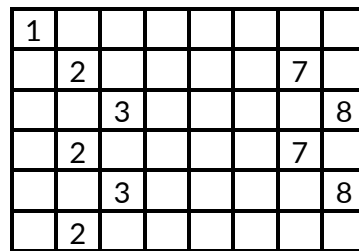
Skeleton Tie Up



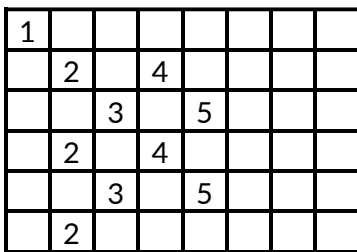
Skeleton Tie Up



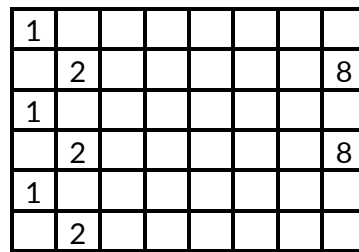
Block A



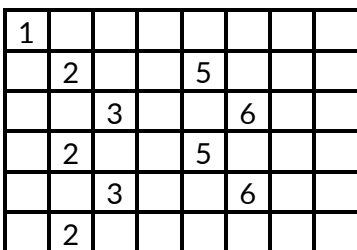
Block E



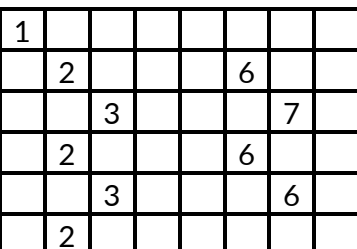
Block B



Block F



Block C



Block D